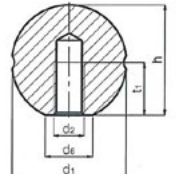


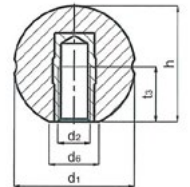
1101 - Ball Knobs – Grooved

Available with moulded threads & Brass inserts • Available in black Duroplast

Part Number	d1	d2	d6	t1	t3	h
11-KPBG20M5	20	M5	12	8	9	18
11-KPBG20B5	20	M5	12	8	9	18
11-KPBG25M6	25	M6	15	10	10	23
11-KPBG25B6	25	M6	15	10	10	23
11-KPBG30M8	30	M8	16	14	14	27
11-KPBG30B8	30	M8	16	14	14	27
11-KPBG35M10	35	M10	19	16	17	32
11-KPBG35B10	35	M10	19	16	17	32
11-KPBG40M10	40	M10	22	16	17	37
11-KPBG40B10	40	M10	22	16	17	37
11-KPBG45M12	45	M12	20	18	19	43
11-KPBG45B12	45	M12	20	18	19	43
11-KPBG50M12	50	M12	20	18	19	47
11-KPBG50B12	50	M12	20	18	19	47



Moulded thread – M
i.e. 11-KPBG20M5

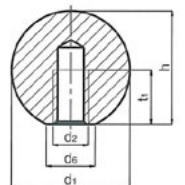


Threaded Brass insert
– B i.e. 11-KPBG20B5

1102 - Ball Knobs - Smooth

Available with moulded threads & threaded Brass • Available in Black Duroplast

Part Number	d1	d2	d6	t1	t3	h
11-KPBB16M4	16	M4	8	6	6	15
11-KPBB16B4	16	M4	8	6	6	15
11-KPBB20B5	20	M5	12	8	9	18
11-KPBB20M5	20	M5	12	8	9	18
11-KPBB20B8	20	M5	12	8	9	18
11-KPBB25M6	25	M6	15	10	10	23
11-KPBB25B6	25	M6	15	10	10	23
11-KPBB30M8*	30	M8	16	14	14	27
11-KPBB30B8	30	M8	16	14	14	27
11-KPBB35M10*	35	M10	19	16	17	32
11-KPBB35B10	35	M10	19	16	17	32
11-KPBB40M10*	40	M10	22	16	17	37
11-KPBB40B10	40	M10	22	16	17	37
11-KPBB45M12	45	M12	20	18	19	43
11-KPBB45B12	45	M12	22	18	19	43
11-KPBB45B10	45	M12	20	18	19	43
11-KPBB50M12	50	M12	20	18	19	47
11-KPBB50B12	50	M12	20	18	19	47



Moulded thread – M
i.e. 11-KPBB16M4

Brass Insert – B
i.e. 11-KPBB16B4

*Available in red