

## PCB Support - Single End Dome Head

Smooth Dome Head for outer panel applications

### PBR Series

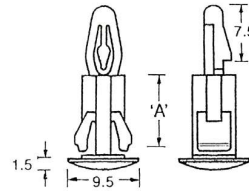
Strong general purpose support

Part Number	Spacing A 1.5mm PCB
05-PBR06X	6.3
05-PBR10X	9.5
05-PBR13X	12.7

#### Mounting Holes

PCB 4.0mm  
Panel 6.3mm

Material: Nylon 6/6



### PCR Series

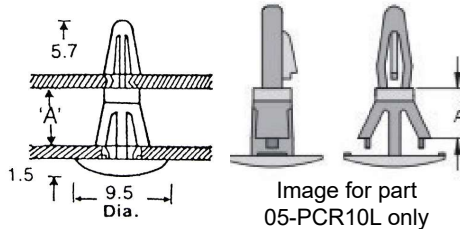
Firm locking grip

Part Number	Spacing A 1.5mm PCB
05-PCR06	6.5
05-PCR10	10.0
05-PCR10L	9.8
05-PCR12	12.0
05-PCR14	14.0

#### Mounting Holes

PCB 4.0mm  
Panel 5.5mm

Material: Nylon 6/6



### PCY Series - Low Profile

Minimises height above PCB board

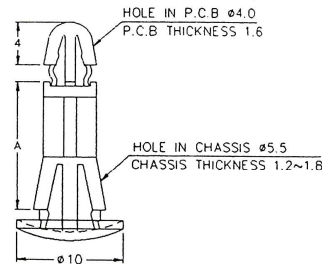
Extra stability with thin panels

Part Number	Spacing A 1.5mm PCB
05-PCY06	6.0
05-PCY08	8.0
05-PCY10	10.0
05-PCY12	12.0
05-PCY14	14.0

#### Mounting Holes

PCB 4.0mm  
Panel 5.5mm

Material: Nylon 6/6



### PSR Series

Ideal for small PCB

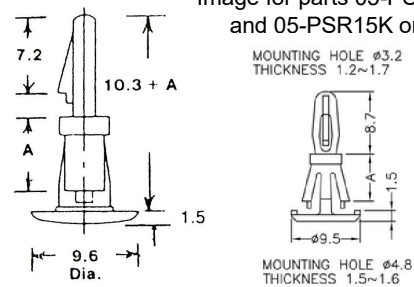
Easy release barb for boards

Part Number	Spacing A 1.5mm PCB
05-PSR06X	6.3
05-PSR09X	9.5
05-PSR12	12.7
05-PSR15	15.9
05-PSR13K	12.7
05-PSR15K	15.9

#### Mounting Holes

PCB 3.2mm

X version has hollow dome for extra stability on thin panels.



### PSY Series - Low Profile

Ideal for small PCB boards

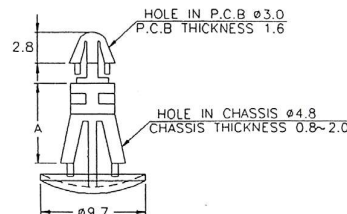
Extra stability on thin panels

Part Number	Spacing A 1.5mm PCB
05-PSY05	5.0
05-PSY06	6.3
05-PSY08	8.0
05-PSY10	10.0
05-PSY13	12.7

#### Mounting Holes

PCB 3.2mm

Material: Nylon 6/6



### PBR Series

Strong general purpose support

Part Number	Spacing A 1.5mm PCB
05-PGY16	15.9

#### Mounting Holes

PCB 4.0mm  
Panel 5.5mm

Material: Nylon 6/6

