
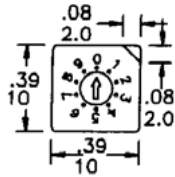
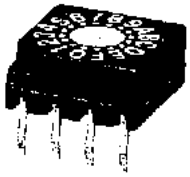


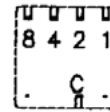
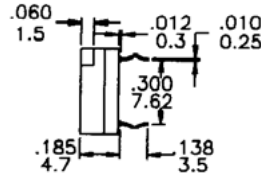
## Rotary DIP switches 4x1

Operating voltage: 24VDC max  
 Switching current: 100mA max  
 Contact resistance: 100 mΩ  
 Life: 10,000 step operations min.

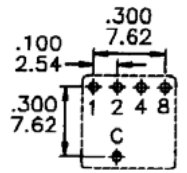
### Standard Top Adjust



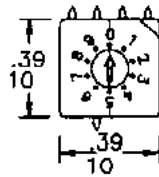
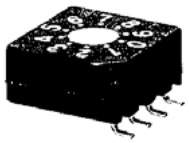
10 pos BCD 42-FV0002      16 pos Binary 42-FV0035



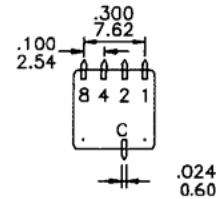
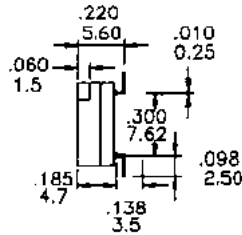
4x1 Pin out  
 PCB Drilling Layout



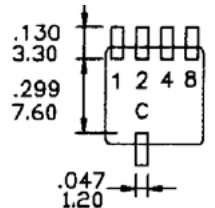
### SMD Top Adjust



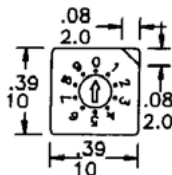
10 pos BCD 42-FSV0002      16 pos Binary 42-FSV0035



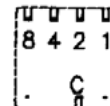
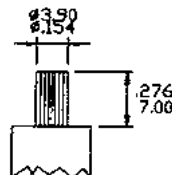
4x1 Pin out  
 PCB SMD Layout



### Standard Top Adjust / Shaft



10 pos BCD 42-FV0102      16 pos Binary 42-FV0135



4x1 Pin out  
 PCB Drilling Layout

